

Product information presented here reflects conditions at time of publication. Consult factory regarding discrepancies or inconsistencies.

REPLACEMENT PARTS LIST FOR MODELS:

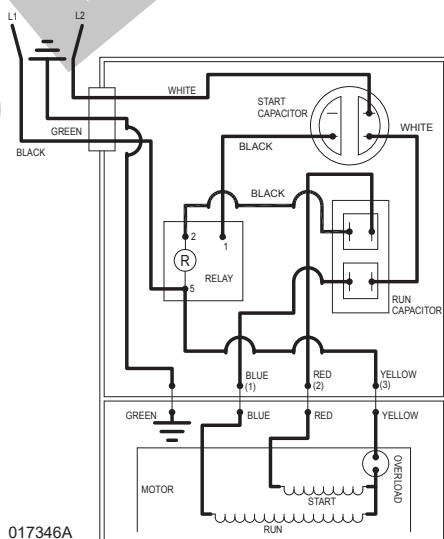
N202 NONAUTOMATIC 115V
WM202 AUTOMATIC 115V

Consult factory for all other models.

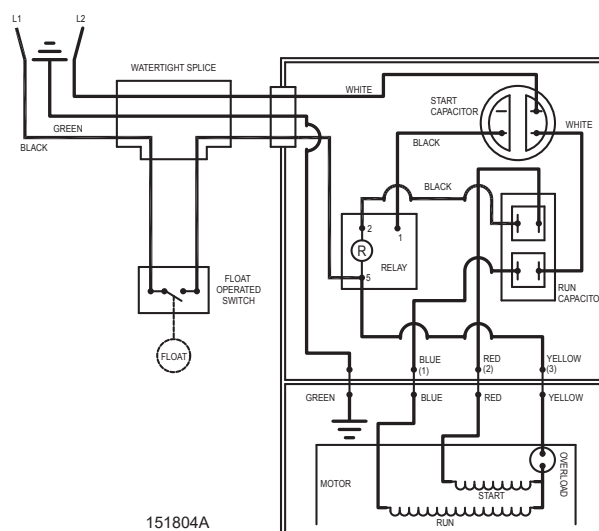
TO ORDER REPLACEMENT PARTS:

PLEASE FURNISH THE FOLLOWING INFORMATION:

- Model number
- Part number of pump
- Part number and description of part



WIRING DIAGRAM FOR MODELS
"N202-C & D"
4/10 thru Current



WIRING DIAGRAM FOR
MODELS
"WM202-A & B"
6/12 thru Current

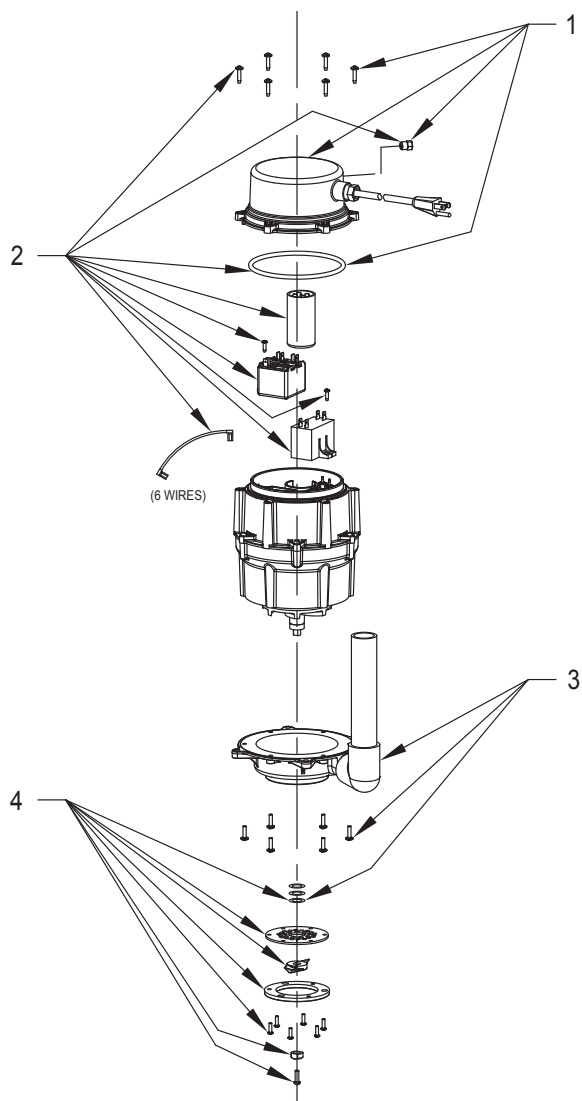
REPLACEMENT PARTS LIST FOR MODEL "N202".

MODELS:				N202- C, D & E
REF NO.	DESCRIPTION	QTY	NOTES	4/10 thru 12/22
1	Cover & cord asm.	1		153046
2	Electrical kit	1		153047
3	Pump housing kit	1		153053
4	Cutter kit/Premium system	1		153052

REPLACEMENT PARTS LIST FOR MODEL "WM202".

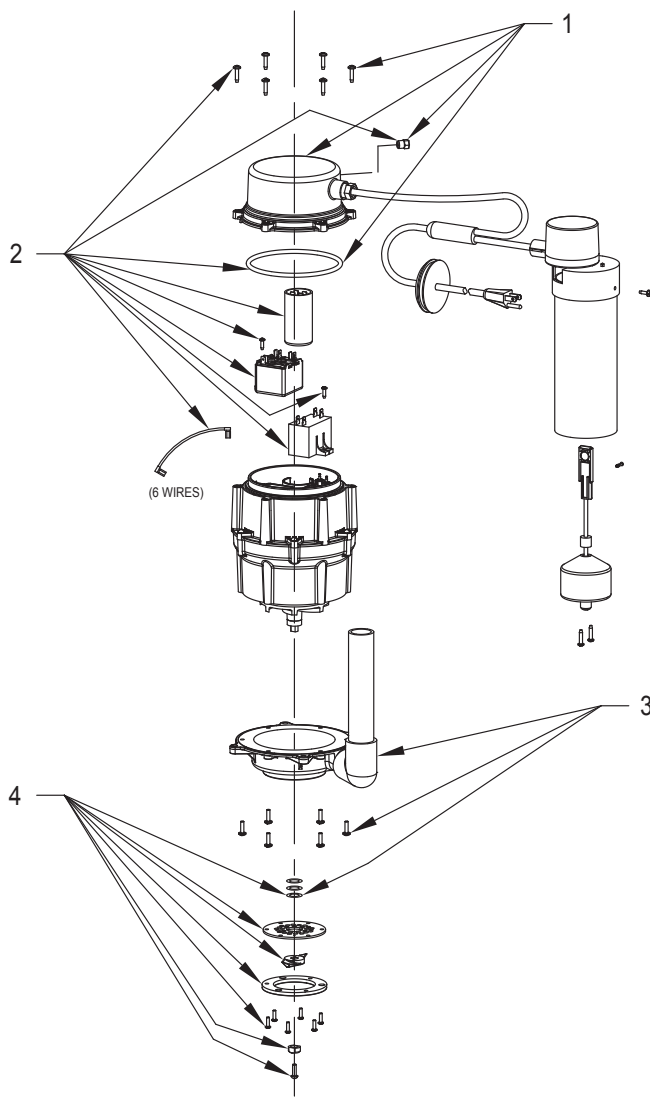
MODELS:				WM202- A, B & C
REF NO.	DESCRIPTION	QTY	NOTES	6/12 thru 12/22
1	Cover & cord asm./White Cord	1		153055
2	Electrical kit	1		153047
3	Pump housing kit	1		153053
4	Cutter kit/Premium system	1		153052

REPLACEMENT PARTS ILLUSTRATION FOR MODEL "N202".



SK3015A

REPLACEMENT PARTS ILLUSTRATION FOR MODEL "WM202".



SK3015B



MAIL TO: P.O. BOX 16347 • Louisville, KY 40256-0347
SHIP TO: 3649 Cane Run Road • Louisville, KY 40211-1961
Tel: (502) 778-2731 • 1 (800) 928-PUMP

Trusted. Tested. Tough.®

Visit our website:
zoellerpumps.com