

Trusted. Tested. Tough.®

SECTION: 2.65.080

FM2800

1119

Supersedes

0817

Product information presented here reflects conditions at time of publication. Consult factory regarding discrepancies or inconsistencies.



U.S. Patent Nos.
7,203,976; 9,352,327;
8,562,287
Canadian Patent No.
2,512,023

TECHNICAL DATA SHEET

The Qwik Jon® **Ultima** SEWAGE REMOVAL SYSTEM

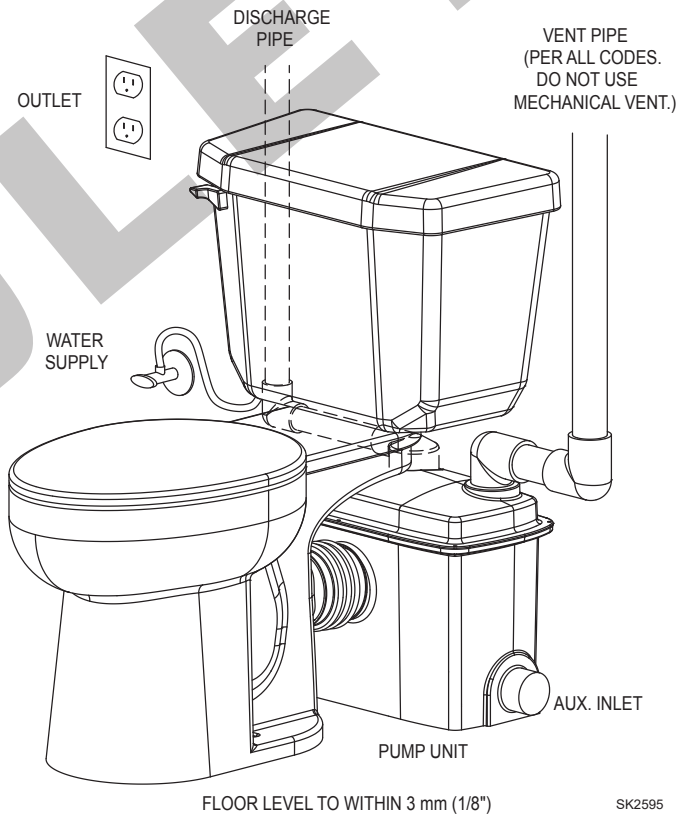
by Zoeller®

Models 202, 203, 204 Qwik Jon® Ultima

Designed to accommodate a toilet, lavatory, bath tub and/or shower.

PRODUCT SPECIFICATIONS

MOTOR	Horse Power	1/2
	Voltage	115
	Phase	1 Ph
	Hertz	60 Hz
	RPM	3450
	Type	Permanent split capacitor
	Insulation	Class B
	Amps	7.0 - 10.5
PUMP	Operation	Automatic
	Discharge Size	1"
	Solids Handling	Grinder
	Cord Length	9' (3 m) standard
	Cord Type	UL listed neoprene cord and plug
	Certification	cCSAus (pump only)
	Max. Head	30' (9.1 m)
	Max. Flow Rate	45 GPM (17 LPM)
	Max. Operating Temp.	130°F (54°C)
	Cooling	Oil filled
Motor Protection	Auto reset thermal overload	
MATERIALS	Cap	Engineered plastic
	Motor Housing	Cast iron
	Pump Housing	Engineered plastic
	Tank	ABS
	Upper Bearing	Ball bearing
	Lower Bearing	Ball bearing
	Mechanical Seals	Carbon/ceramic
	Impeller Type	Non-clogging vortex
	Impeller	Engineered plastic
	Hardware	Stainless steel
	Motor Shaft	AISI 1215
	Gasket	Closed cell tank gasket; Buna-N pump o-rings



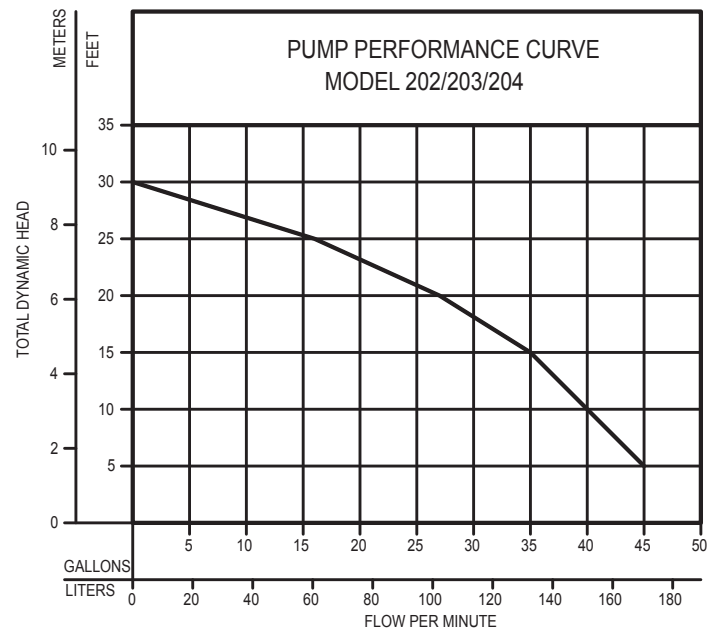
When used with 1.28 gallon tank and fill valve.

© Copyright 2019 Zoeller® Co. All rights reserved.

502-778-2731 | 800-928-7867 | 3649 Cane Run Road | Louisville, KY 40211-1961 | www.zoeller.com

TOTAL DYNAMIC HEAD FLOW PER MINUTE

MODEL		202/203/204	
Feet	Meters	Gal.	Liters
5	1.5	45	170
10	3.0	40	151
15	4.6	35	132
20	6.1	27	102
25	7.6	16	61
Shut-off Head:		30 ft. (9.1 m)	



Qwik Jon® Ultima systems include:

Model 202: tank, mini grinder pump and a comfort height, ADA compliant, rear outlet toilet with elongated bowl

Model 203: tank and mini grinder pump (standard rear outlet toilet with a discharge height of 4" (101.6 mm) from floor to centerline must be purchased separately)

Model 204: tank and mini-grinder pump without toilet inlet

018512

SPECIFICATIONS

- Can be installed free-standing or behind a wall
- Discharge can be reduced to 3/4" (DN20) to replace existing systems
- Pumps any direction
- Shipping Weight:
Model 202: 121 lbs. (55 kg)
Model 203: 37 lbs. (17 kg)
Model 204: 33 lbs. (15 kg)
- TANK: (2) 1-1/2" (DN40) slip / 2" MPT auxiliary inlets and 1-1/2" (DN40) vent. Available in 1.6 GPF (6.1 LPF) or 1.28 GPF (4.8 LPF) systems
- Premium Grinder Blade: Investment-cast 440 stainless steel cutter plate is engineered to handle cloth, latex and other hard to grind materials. Tri-Slice® Cutter Technology - three independent cutting channels provide over 250,000 cuts / minute.



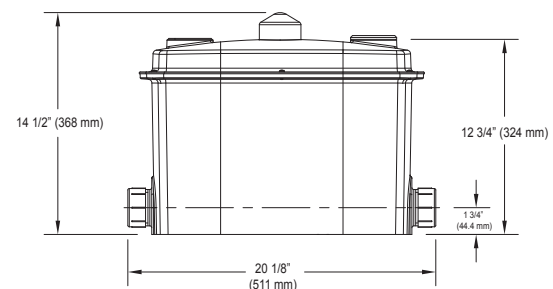
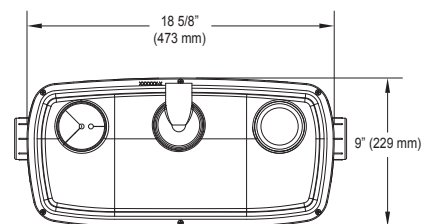
ITEMS NEEDED BY INSTALLER

- Supply fittings and waste pipe
- Electrical source with ground fault interrupter (GFCI) protected receptacle
- Water supply
- Tools

OPTIONS

- Qwik Jon® Ultima extension kit for model 202, for behind-the-wall installations. P/N 10-2123*

* Not IAPMO approved.



SK2674



Model 202 meets the Americans with Disabilities Act guidelines and ANSI A117.1 requirements for accessible and usable facilities—check local codes.

CAUTION All installation of controls, protection devices and wiring should be done by a qualified licensed electrician. All electrical and safety codes should be followed including the most recent National Electrical Code (NEC) and the Occupational Safety and Health Act (OSHA).