



Model 105-0017 shown

MODEL 105

Preassembled Drain Pump Series

Remove water from areas with no gravity flow



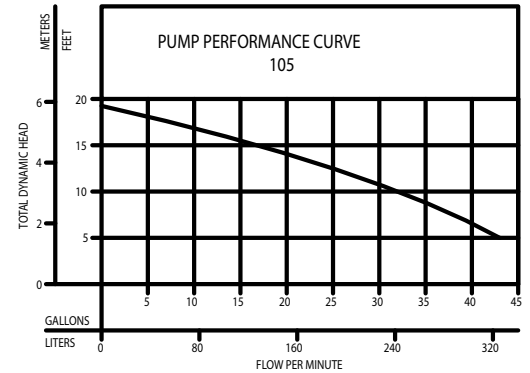
Zoeller Family of Water Solutions™

Copyright Zoeller Co. All rights reserved.

This kit works great for laundry trays, wet bar sinks, lavatories, air conditioning condensate, and dehumidifiers. Can also be used in conjunction with dishwashers and garbage disposals. The included 1/3 HP submersible sump pump will move up to 43 gallons of water per minute and passes 1/2" solids.

Features:

- Preassembled kit ready for installation
- Automatic Model 53® featuring inline check valve
- Built-in check valve simplifies installation
- Corrosion-resistant polypropylene basin with tank cord seals and basin cover
- No inlet filters or screens to clean
- Low profile, can be installed in base cabinet under a sink
- Trap can be installed inside basin



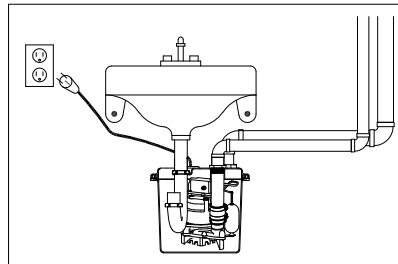
015766

100% factory tested

MODELS		105	
Feet	Meters	Gal.	Liters
5	1.5	43	163
10	3.0	34	129
15	4.6	19	72
Shut-off Head:		19.25 ft. (5.9m)	

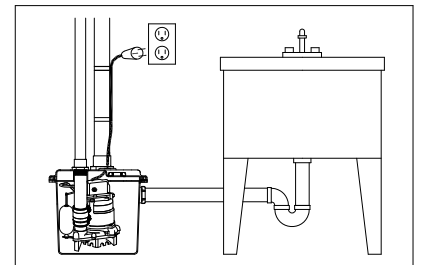
INTERNAL TRAP **

Lavatory Sink

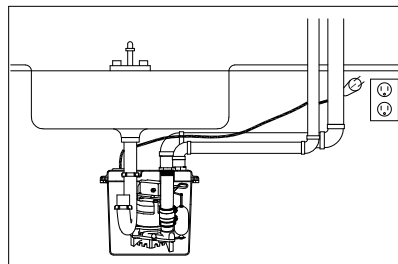


STANDARD INSTALL

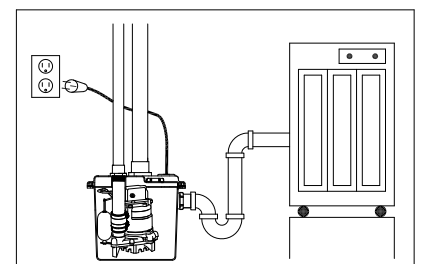
Laundry Tray Pump



Wet Bar With Sink



Dehumidifier or Air Conditioner



** Trap provided by others

Applications include: laundry tray pump, wet bar sink, lavatory, air conditioning condensate or dehumidifier water removal. It can also be used in conjunction with dishwashers and garbage disposal applications.

SK3281

Model	MODEL COMPARISON								
	Seal	Mode	Volts	Ph	Amps	HP	Hz	Lbs	Kg
105	Single	Auto	115	1	9.7	1/3	60	30	14



FM3241
0224
Supersedes
0823



All installation of controls, protection devices and wiring should be done by a qualified licensed electrician. All electrical and safety codes should be followed including the most recent National Electrical Code (NEC) and the Occupational Safety and Health Act (OSHA).