



**THE
SHARK**
Series

MODEL 840

Auto-Reversing
Grinder Pump



GRIND AND PUMP

tough materials, including disposable wipes, found in
today's wastewater applications.

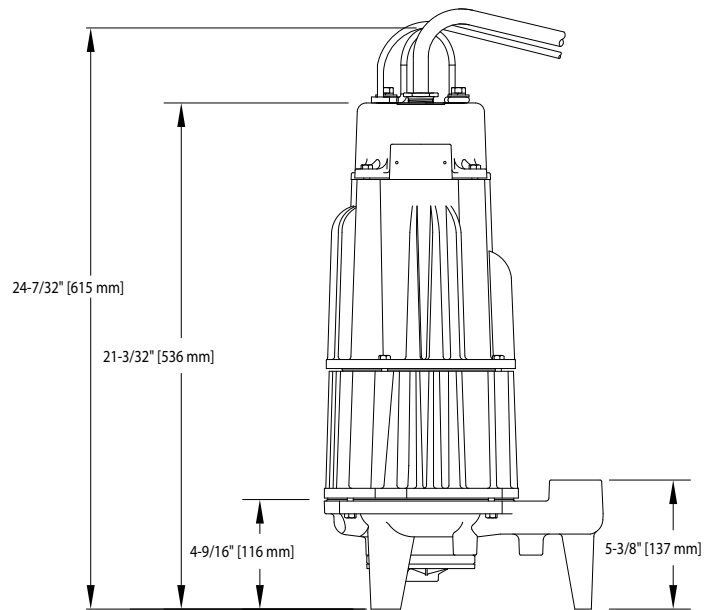


Zoeller Family of Water Solutions™

Copyright Zoeller Co. All rights reserved.

Features:

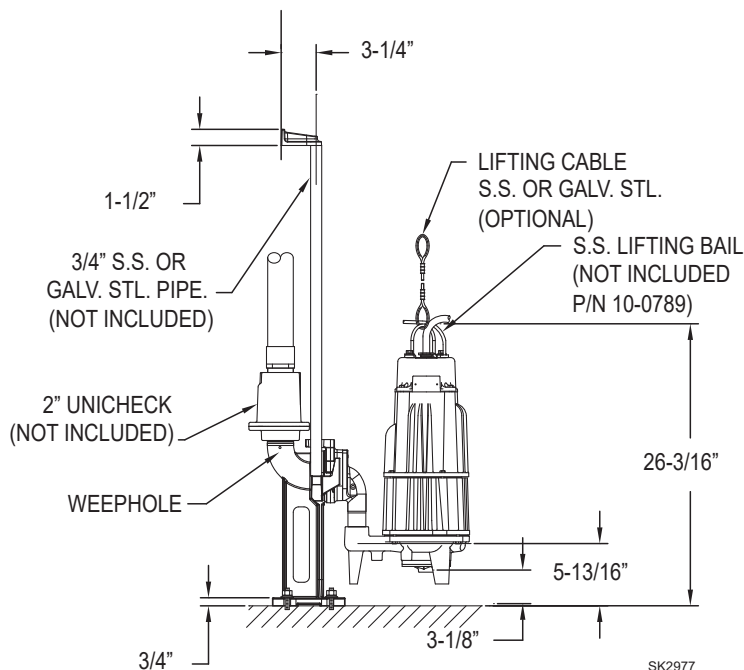
- Hardened 440C stainless steel cutter and disc
- Cutter reverses, automatically alternates direction to extend blade life and free hang-ups (automatic or manual)
- Moisture detection probes
- 1 Phase – integral thermal overload
- 3 Phase – thermal sensor and leads
- Oil-filled, hermetically sealed motor with Class F insulation
- 1-1/4" NPT vertical discharge
- Vortex impeller: Ductile iron
- Buna-N O-rings
- Dual mechanical shaft seals with leak detection – carbon/ceramic
- Preassembled systems available
- Explosion proof models available



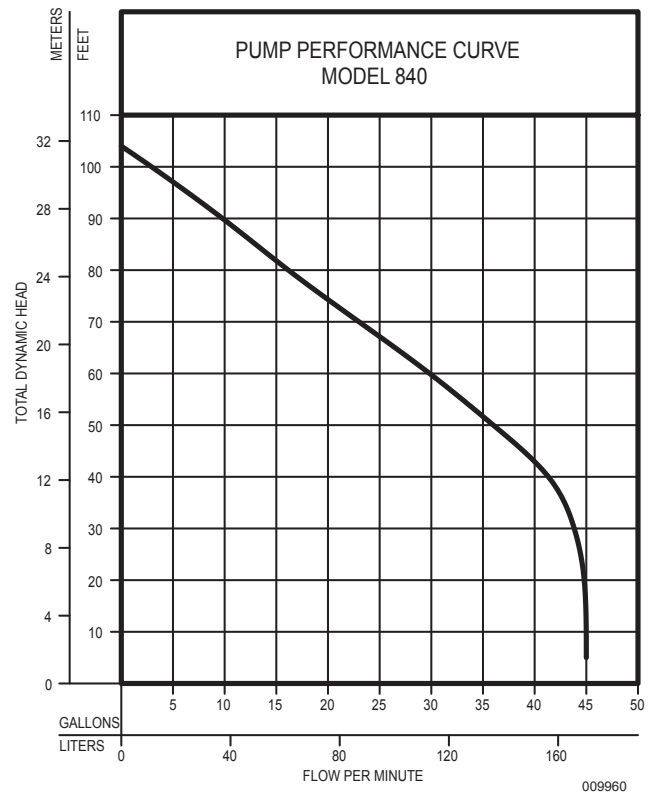
SK1322

100% Factory Tested prior to shipment.

(Certified testing available. Consult factory representative for more information.)



SK2977



009960



Certified to CSA
Standard C22.2
No. 108.



FM3184
0224
Supersedes
0123



All installation of controls, protection devices and wiring should be done by a qualified licensed electrician. All electrical and safety codes should be followed including the most recent National Electrical Code (NEC) and the Occupational Safety and Health Act (OSHA).