

SHARK  **PAK**

915

SERIES

GRINDER PACKAGE SYSTEMS

All cast iron grinder series for difficult residential applications where ejectors struggle.



100%
FACTORY TESTED

Trusted. Tested. Tough.®

© Copyright Zoeller® Co. All rights reserved.



» SYSTEM COMPONENTS



AUTOMATIC PUMP

- Integral Float Switch or Piggyback Switch
- 115 Volt
- .5 HP (7.0 FLA) or 1 HP (11.0 FLA)
- 2" PVC discharge

Note: Check valve required. Sold separately.

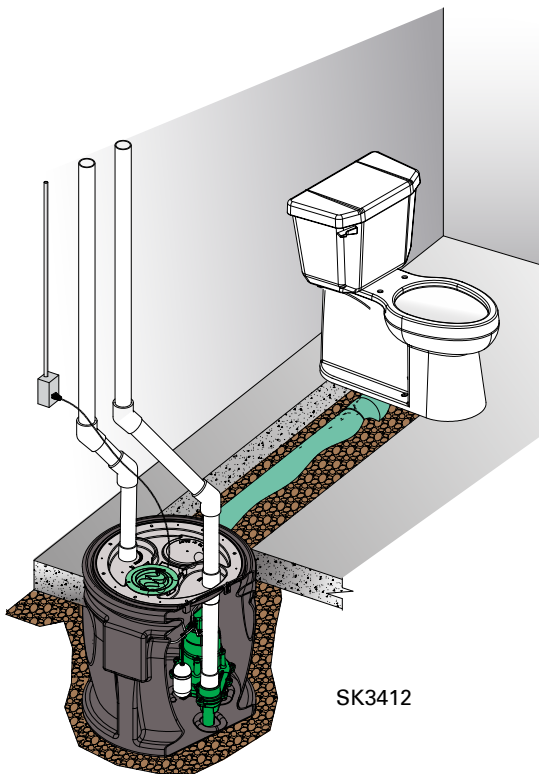
HIGH WATER ALARM (OPTIONAL)

- Simplex systems available with or without high water alarm. Systems that include high water alarm will have the alarm float preinstalled.

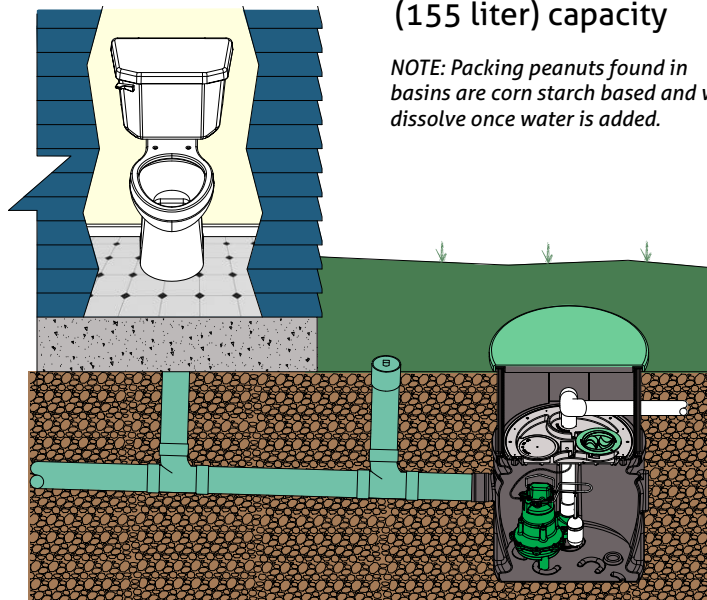
BASIN

- Poly Structural Foam (PSF) or polyethylene basin and cover
- 2" PVC discharge. Through the cover for indoor or side discharge for outdoor systems.
- 4" Inlet
- 3/16" vent hole pre-drilled
- 18" x 30" – 30 gallon (113 liter) capacity
- 24" x 24" – 41 gallon (155 liter) capacity

NOTE: Packing peanuts found in basins are corn starch based and will dissolve once water is added.



SK3412



SK1342

» OPTIONAL ACCESSORIES

OPTIONAL EXTENSIONS AND RISERS

18" x 30" PSF Basin Extension Options

Poly Structural Foam (PSF)

31-1473 – 12" tall for 18" diameter

31-1476 – 6" tall for 18" diameter



24" X 24" Poly Basin Extension and Riser Options

31-3108 - 8" extension for indoor applications

10-5157 - 18" riser for outdoor applications

31-2950 - Replacement 24" x 24" basin only



OPTIONAL ALARMS AND ALTERNATOR

Indoor APak® High Water Alarm

- Auto-reset solid state alarm
- Battery backup for power outage (2-AA batteries not included)
- NEMA 1 non-corrodible enclosure for indoor use
- Manual shut-off
- Horn rated at 86 decibels at 10' (3 m)



10-4012

Outdoor APak® High Water Alarm

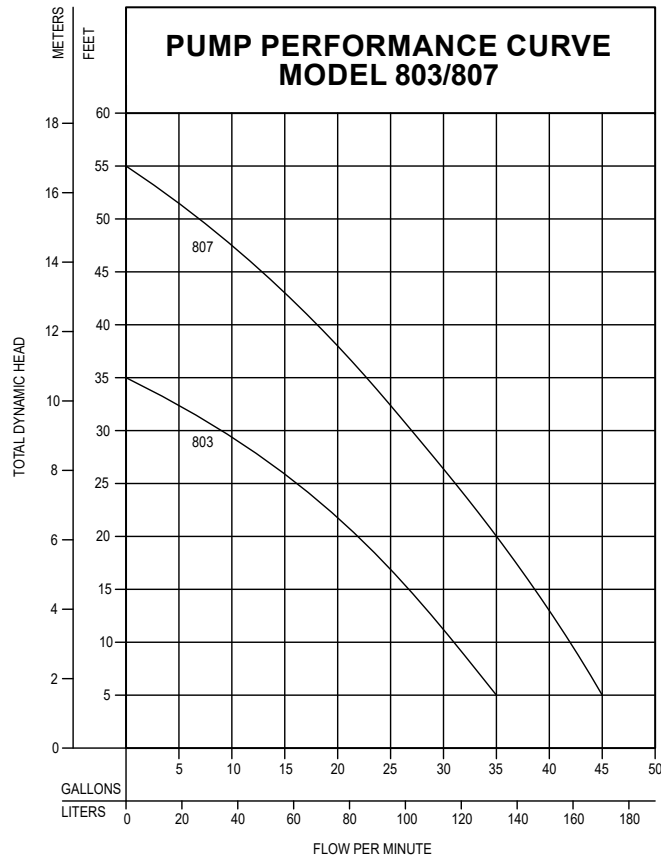
- NEMA 4X Outdoor use per UL 864 for US and Canada
- High water will trigger horn and red alarm LEDs. Audible alarm horn can be silenced. If water level recedes, alarm will stop on its own, with LED alarm indicator remaining on until reset. Horn is rated 82 decibels at 10' (3 m)
- Auxiliary dry contacts for high level alarm, 5 Amps



91104-0001

» PERFORMANCE

THE ZOELLER WAY: Every pump is submerged in water and tested to its published performance curve, delivering peace of mind right out of the box.



TOTAL DYNAMIC FLOW PER MINUTE

MODEL		803		807	
Feet	Meters	Gal.	Liters	Gal.	Liters
5	1.5	35	132	45	170
10	3.0	31	117	42	159
15	4.6	27	102	39	148
20	6.1	22	83	35	132
25	7.6	16	61	31	117
30	9.1	9	34	27	102
35	10.7	--	--	23	87
40	12.2	--	--	18	68
45	13.7	--	--	13	49
50	15.2	--	--	7	26
Shut-off Head:		35 ft. (10.7m)		55 ft. (16.8m)	

153604B

« MODEL COMPARISON

Location	Basin	Basin Material	Float Switch	Pump Model	Alarm	Part Number
Indoor	18' x 30"	PSF	Piggyback	801	Yes	915-0005
		Fiberglass	Snap action	803	Yes	915-0007
	24' x 24"	Poly	Snap action	803	No	915-0025
					Yes	915-0047
			Piggyback	803	No	915-0048
					Yes	915-0049
			Snap action	807	Yes	915-0081
					No	915-0086
	Piggyback	807	Yes	915-0087		
			No	915-0088		
Outdoor	18' x 30"	PSF	Snap action	803	Yes	915-0089
					Yes	915-0031

115 V packages listed above

Consult factory for outdoor packages and other options.



All installation of controls, protection devices and wiring should be done by a qualified licensed electrician. All electrical and safety codes should be CAUTION followed including the most recent National Electrical Code (NEC) and the Occupational Safety and Health Act (OSHA).

FM2953
0226
Supersedes
0126