

**WASTE**  **PAK**™

# 912

## **SERIES**

**SEWAGE EJECTOR  
PACKAGE SYSTEMS**

Simplex and duplex  
preassembled sewage  
ejector package  
systems pre-plumbed  
with 4/10 & 1/2  
HP solids-handling  
pump options.



912-1141



912-0007



Trusted. Tested. Tough.®

© Copyright Zoeller® Co. All rights reserved.



## » SYSTEM COMPONENTS



### AUTOMATIC PUMP

- Integral Float Switch or Piggyback Switch
- 115 Volt
- 0.4 HP (9.4 FLA) or 0.5 HP (10.4 FLA)
- 2" PVC discharge

*Note: Check valve required. Sold separately.*

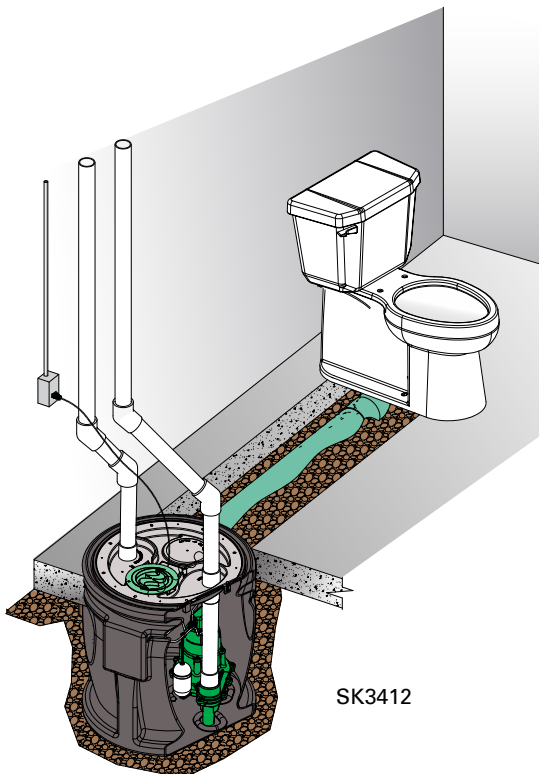
### HIGH WATER ALARM (OPTIONAL)

- Simplex systems available with or without high water alarm. Systems that include high water alarm will have the alarm float preinstalled.
- Duplex system uses an alternator with built in high water alarm

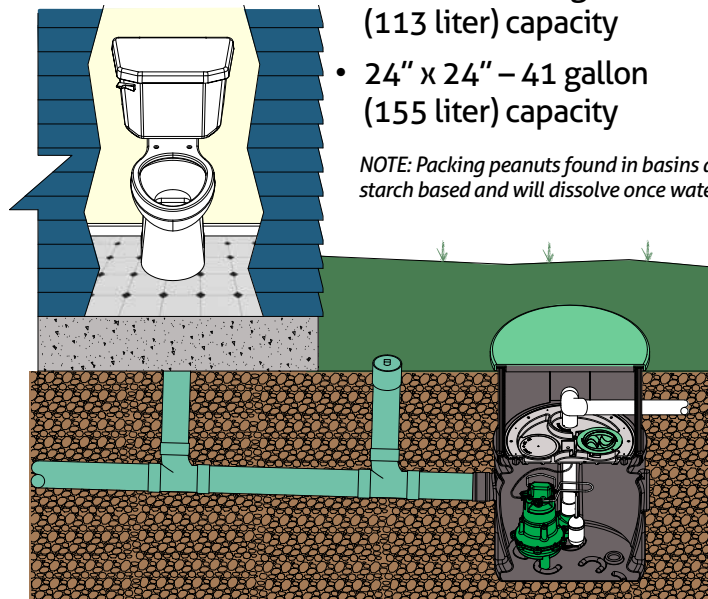
### BASIN

- Poly Structural Foam (PSF) or polyethylene basin and cover
- 10' Stack comes with a fiberglass basin, steel cover, 4" cast iron inlet hub and qualifies as a L.A. code system
- 2" PVC discharge. Through the cover for indoor or side discharge for outdoor systems.
- 4" Inlet
- 3/16" vent hole pre-drilled
- 18" x 30" – 30 gallon (113 liter) capacity
- 24" x 24" – 41 gallon (155 liter) capacity

*NOTE: Packing peanuts found in basins are corn starch based and will dissolve once water is added.*



SK3412



SK1342

## » OPTIONAL ACCESSORIES

### OPTIONAL EXTENSIONS AND RISERS

#### 18" x 30" PSF & Fiberglass Basin Extension Options

##### Poly Structural Foam (PSF)

31-1473 – 12" tall for 18" diameter

31-1476 – 6" tall for 18" diameter

##### Fiberglass

31-0558 – 12" tall for 18" diameter

31-0566 – 6" tall for 18" diameter



#### 24" X 24" Poly Basin Extension and Riser Options

31-3108 - 8" extension for indoor applications

10-5157 - 18" riser for outdoor applications

31-2950 - Replacement 24" x 24" basin only



### OPTIONAL ALARMS AND ALTERNATOR

#### Indoor APak® High Water Alarm

- Auto-reset solid state alarm
- Battery backup for power outage (2-AA batteries not included)
- NEMA 1 non-corrodible enclosure for indoor use
- Manual shut-off
- Horn rated at 86 decibels at 10' (3 m)



10-4012



10-5858

#### Indoor Residential SmartPak® Alternator

- Alternates two automatic pumps up to 1/2 HP, 12 Amps each, 115 V single phase
- Extends pump life
- Compact design easily mounts in confined spaces
- Universal connection for alarm switch replacement

#### Outdoor APak® High Water Alarm

- NEMA 4X Outdoor use per UL 864 for US and Canada
- High water will trigger horn and red alarm LEDs. Audible alarm horn can be silenced. If water level recedes, alarm will stop on its own, with LED alarm indicator remaining on until reset. Horn is rated 82 decibels at 10' (3 m)
- Auxiliary dry contacts for high level alarm, 5 Amps



91104-0001

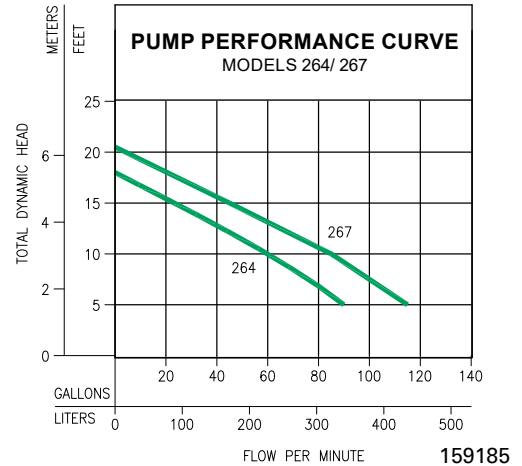


## » PERFORMANCE

**THE ZOELLER WAY:** Every pump manufactured by Zoeller is 100% tested before leaving our facility to ensure out-of-the-box reliability.

**TOTAL DYNAMIC HEAD/FLOW PER MINUTE**

MODEL		264		267	
Feet	Meters	Gal.	Liters	Gal.	Liters
5	1.5	90	341	115	435
10	3.0	60	227	85	322
15	4.6	23	87	45	170
Shut-off Head:		18 ft.(5.5m)		20.5 ft.(6.2m)	



## » SELECTION GUIDE

Location	10' Stack	Simplex/ Duplex	Basin	AFD	Vent	Basin Material	Float Switch (Integral/Piggyback)	Pump HP	Alarm	Part Number							
Indoor	No	Simplex	24" x 24"	Yes	2"	Poly	Integral	.4 HP	No	912-1141**							
								.4 HP	Yes	912-1147							
								.5 HP	No	912-1143**							
							Piggyback	.5 HP	Yes	912-1149							
								.4 HP	No	912-1142**							
								.4 HP	Yes	912-1148							
			18" x 30"	No	2"	PSF	Integral	.4 HP	No	912-0007							
								.4 HP	Yes	912-1007							
								.5 HP	No	912-0010							
							Piggyback	.5 HP	Yes	912-1010							
								.4 HP	No	912-0005							
								.4 HP	Yes	912-1005							
	Yes L.A. Code	Duplex	24" x 24"	Yes	2"	Poly	Integral	.5 HP	No	912-0070							
								.4 HP	No	912-0055							
								.4 HP	Yes	912-1055							
							Simplex	18" x 30"	No	2"	Fiberglass	Piggyback	.5 HP	No	912-0056		
													.5 HP	Yes	912-1056		
													.4 HP	No	912-0086		
		Outdoor	No	Simplex	18" x 30"	No						NA	PSF	Integral	.4 HP	Yes	912-1088
															.5 HP	No	912-0088
															.5 HP	Yes	912-1088
							Piggyback	.4 HP	No	912-0087							
								.4 HP	Yes	912-1087							
								.5 HP	No	912-0089							
									912-1089								
									Yes***	912-1161							
									.4 HP	No	912-0016						
									.5 HP	No	912-0020						
									.4 HP	No	912-0082						
									.4 HP	Yes	912-1082						
									.5 HP	No	912-0084						
									.5 HP	Yes	912-1084						
									.4 HP	No	912-0083						
									.4 HP	Yes	912-1083						
									.5 HP	No	912-0085						
									.5 HP	Yes	912-1085						

\*2" Integral vent \*\*Can be used outdoor with 10-5157 riser \*\*\*Residential alternator