


Pivot Series

# PIVOT R/L

**CONTROL PANELS**



## PANEL COMPONENTS

- A** Control board
- B** Motor contactor
- C** Pump circuit breaker
- D** Pump connection terminals
- E** Beacon
- F** Audible alarm
- G** Test/Silence switch
- H** Elapsed time/event counter\*
- I** Control/Alarm fused disconnect\*

*\* Available in certain models only*



Trusted. Tested. Tough.®

© Copyright Zoeller® Co. All rights reserved.



» **FEATURES & BENEFITS**

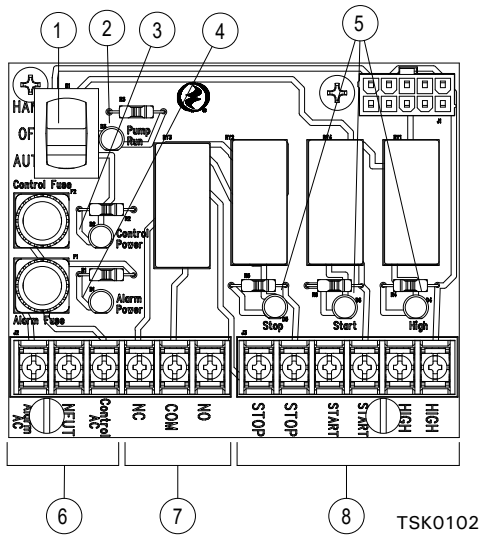
- Simplex Panel with Relay Logic
- Rated for 120/200/230 V 1 Ph
- Rated up to 20 FLA
- Elapsed Time Meter and Cycle Counter on Select Models
- NEMA 4X

- HOA (Hand, Off) Toggle Switch TAO (Test, Auto, Off) on 51354-0004
- LED Indicators for Pump Run, Control Power, Alarm Power, Stop, Start, High Float Switches
- 3 Float Design (Floats Sold Separately)
- Dry Contacts (NO/NC)
- UL/CSA Rated

» **APPLICATIONS**

- Simplex Septic Systems
- STEP Systems
- Residential Sewage Ejector

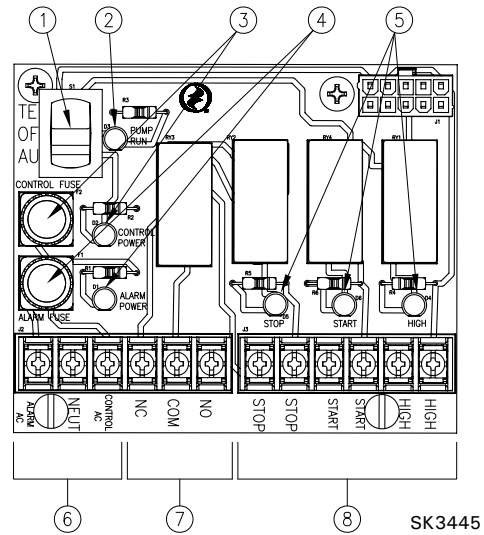
**51354-0001 and 51354-0002**



**CONTROL BOARD COMPONENTS**

- ① Hand/Off/Auto switch
- ② Pump Run LED
- ③ Control Fuse and LED
- ④ Alarm Fuse and LED
- ⑤ Float LEDs
- ⑥ Control/Alarm power terminals
- ⑦ Dry contact terminals
- ⑧ Float terminals

**51354-0004**



**CONTROL BOARD COMPONENTS**

- ① Test/Auto/Off
- ② Pump Run LED
- ③ Control Fuse and LED
- ④ Alarm Fuse and LED
- ⑤ Float LEDs
- ⑥ Control/Alarm power terminals
- ⑦ Dry contact terminals
- ⑧ Float terminals

PUMP NUMBER	REV	SIMPLEX	ENCLOSURE	VOLTAGE	PHASE	FULL LOAD AMP	BREAKER RATING	DIMENSIONS	ELAPSED TIME METER	CYCLE COUNTER
51354-0001	A	Y	NEMA-4X	115/200/230	1	0 TO 20	25	10" X 8" X 4"	N	N
51354-0002	A	Y	NEMA-4X	115/200/230	1	0 TO 20	25	10" X 8" X 4"	Y	Y
51354-0004	A	Y	NEMA-4X	115/200/230	1	0 TO 20	25	10" X 8" X 4"	Y	Y